


Learning with Landy

Mending

Getting busy with Landy



Jack found Landy and fixed him up so he could work again:

Why do you think it is good to try to mend things rather than throw them away?

Let's do some mending like Jack!



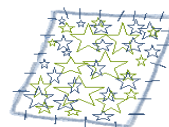
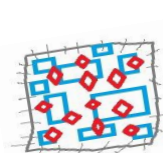
A New Button:

- Find an article of clothing that needs a new button or just find a piece of fabric to stitch a button on.
- Choose a button that will look nice.
- Thread your needle and tie a knot.
- Now learn how to sew it on... in and out, in and out... round and round goes the thread.
- End off the thread so it won't come undone.
- Snip, snip - all done!




Patching:

When clothes tear, sometimes we can patch them
Practice sewing a patch onto a piece of fabric.



Learning with Landy

Making Your Very Own Landy



Set yourself a
challenge and make
your very own Landy!



- Use your imagination and construct your Landy out of a cardboard box.
- Decide what to use for the axles and wheels.
- You might add lights and mirrors.
- Remember to put Landy's number plate UTT 739 on the driver's side.
- Don't forget to paint on his smiling face!

